


## SolarMax Energy Systems

**All base station wind power sources are disconnected**



## Overview

---

Can wind turbines be used as a distributed energy resource?

Wind turbines used as a distributed energy resource can be connected at the distribution level of an electricity delivery system (or in off-grid applications) to serve on-site energy demand, or support operation of local electricity distribution networks.

How does distributed wind energy work?

They can be owned and run by a utility company that then sells the power the plant makes to users, like homeowners, who connect to the electrical grid. Distributed wind energy describes wind energy projects that serve local energy demand generating on-site electricity for homes, schools, businesses, and farms.

What is a land-based wind energy project?

Land-based, utility-scale wind energy projects use highly efficient, state-of-the-art wind turbines that generate cost-competitive electricity at power-plant scales. They can be owned and run by a utility company that then sells the power the plant makes to users, like homeowners, who connect to the electrical grid.

How does wind energy affect transmission systems?

The growth of wind energy brings both opportunities and hurdles. Connecting large wind farms to existing power grids can strain transmission systems. This leads to the need for grid upgrades and new management strategies.

What is wind energy integration?

Wind energy integration requires advanced technologies to address grid stability and reliability issues. These solutions aim to smooth out fluctuations and improve overall system performance. Energy storage systems help balance wind power output. Batteries store excess energy during high winds

for use when wind speeds drop.

How does wind energy affect a power grid?

Integrating wind energy into existing power grids poses several technical hurdles. These issues affect power quality, grid stability, and infrastructure capacity. Wind energy can cause power quality problems in the grid. Voltage fluctuations occur due to the variable nature of wind. This leads to flickering lights and equipment malfunctions.

## All base station wind power sources are disconnected

---



### Wind Turbine Technician Core Competencies

This guideline has been written for wind energy generation facilities and provides a framework to develop and address safe work practices for electrical safety, in addition to those practices ...

[Get a quote](#)

---

### Wind Energy , Department of Energy

4 days ago· Wind turbines used as a distributed energy resource can be connected at the distribution level of an electricity delivery system (or in off-grid applications) to serve on-site ...



[Get a quote](#)

---



### 327 Installation of grounds Flashcards , Quizlet

Study with Quizlet and memorize flashcards containing terms like Before work begins on a line that has been deenergized and disconnected from all power sources, a clearance must be ...


[Get a quote](#)

---

## Wind power

Wind power is the use of wind energy to generate useful work. Historically, wind power was used by sails, windmills and windpumps, but today it is mostly used to generate electricity. This ...

[Get a quote](#)



## Base load , Important Energy for Continuous Power Supply

Base load power guarantees stable energy supply , Reliable Supports energy security & system stability Grid backbone Learn more.

[Get a quote](#)

## Supplying Baseload Power and Reducing Transmission ...

In this study, benefits of interconnecting wind farms were evaluated for 19 sites, located in the midwestern United States, with annual average wind speeds at 80 m above ground, the hub ...

[Get a quote](#)



## The Role of Hybrid Energy Systems in Powering ...

Powering telecom base stations has long been a critical challenge, especially in remote areas or regions with unreliable

grid connections. ...


[Get a quote](#)



## disconnection and connection of wind turbines , Eng-Tips

So it's really not the best idea to disconnect from the grid based on wind speed alone. It's better to base it on power flow; if power is "gazinta" instead of "gazouta", that's when ...

[Get a quote](#)



## Grid maintenance: preserve wind turbine components

When a wind turbine is stopped due to local grid maintenance or disconnected from the network for periods of time, measures may be needed to be taken to ensure moisture ...

[Get a quote](#)

## (PDF) Design of an off-grid hybrid PV/wind power system for ...

The study [4] has discussed the energy

efficiency of telco base stations with renewable sources integration and the possibility of base stations switching off during low ...

[Get a quote](#)



Energy storage(KWh)

**102.4kWh**

Nominal voltage(Vdc)

**512V**

Outdoor All-in-one ESS cabinet



## How To Fix SteamVR Not Detecting Base Stations

How To Fix SteamVR Not Detecting Base Stations To fix the SteamVR not detecting base stations issue, first, verify all the connections in ...

[Get a quote](#)

## Power

In Survival Mode, the engineer's suit Life Support and all grids (ships, stations, rovers) with functional blocks require power to function. In Creative Mode, power producing blocks have ...

[Get a quote](#)



## TETRA MTS1 Base Station Specification Sheet

KEEPING COSTS DOWN The running costs of base station sites typically account for a significant portion of the

total cost of ownership of any TETRA network. MTS1 base stations ...

[Get a quote](#)



## Generator Not Working Fix: What to do When No Power

If your base loses power, you need to create more generators and turbines to sustain the electricity requirement of your base in Dune: Awakening. Learn more about what to ...

[Get a quote](#)



## National Wind Watch , The Grid and Industrial Wind Power

4 days ago· Wind turbines used as a distributed energy resource can be connected at the distribution level of an electricity delivery system (or in off-grid applications) to serve on-site ...

[Get a quote](#)

## National Wind Watch , The Grid and Industrial Wind Power

The preferred source that wind power may replace on the grid is hydro power, which is already carbon dioxide free. If a



conventional source is replaced, it may simply be ramped down or ...


[Get a quote](#)




Lower cost  
larger system

20Kwh

30Kwh



**Verified** Supplier



## Disconnection of Wind Electric System Equipment , UpCodes

Equipment such as inverters, batteries, and charge controllers must have a means to disconnect from all ungrounded conductors from various sources. If multiple sources energize the ...

[Get a quote](#)

## How to Comply with NEC Guidelines for Service Disconnect?

Learn the key NEC guidelines for service disconnect locations, including placement, accessibility, marking, and safety guidelines for compliance.

[Get a quote](#)



## wind disconnect

The thing with disconnects and modern wind turbines (SWWPs, Bergeys, etc) is that if you break the connection while



the turbine is running or if it starts spinning while ...


[Get a quote](#)

---

## Wind Power Plants

The basic differentiation of wind power plants is based on the applied principles of kinetic energy extraction from the air mass. Drag Turbines Low output turbines and all historic windmills are ...

[Get a quote](#)



## Wind Energy Grid Integration: Overcoming Challenges and ...

Integrating wind energy into existing power grids poses several technical hurdles. These issues affect power quality, grid stability, and infrastructure capacity.

[Get a quote](#)

---

## Contact Us

For catalog requests, pricing, or partnerships, please visit:  
<https://zenius.co.za>