

SolarMax Energy Systems

How big is the current limiting resistor of the energy storage power supply



Overview

This means a 350-ohm resistor should be used to limit the current safely. Why do I need a current-limiting resistor?

A current-limiting resistor prevents excessive current from flowing through a component, protecting it from damage. What is a power supply current limiting circuit?

There are a number of circuits that can be used for constant current limiting for power supply protection, but one of the simplest circuits uses just three electronic components: two diodes and a resistor. The circuit for the power supply current limiter uses a sense resistor placed in series with the emitter of the output pass transistor.

What is a limiting resistor & how does it work?

Fuses act as a hard limit – when current exceeds the fuse rating, they permanently open the circuit by melting internal connections. Fuses are one-use only. Current limiting resistors continuously restrict current flow to safe levels without opening the circuit.

What is a current limiting resistor?

Current-limiting resistors are widely used in electronics to regulate current levels, ensuring that devices operate safely within their specified limits. By using this calculator, users can quickly determine the right resistor value based on supply voltage, component voltage drop, and the maximum allowable current.

How does a power supply current limiter work?

The circuit for the power supply current limiter uses a sense resistor placed in series with the emitter of the output pass transistor. Two diodes placed between the output of the circuit and the base of the pass transistor provide the current limiting action.

How do I select an appropriate current limiting resistor?

To select an appropriate current limiting resistor, follow these steps: 1. Identify the power source voltage and target device specifications. 2. Calculate the maximum safe operating current for the device based on ratings. 3. Use Ohm's Law to determine the resistance needed to sufficiently drop voltage and limit current. 4.

What is a current limiting circuit?

As the name suggests, the current limiting circuit limits the current from the regulated power supply to a maximum amount determined by the circuit, and in this way, severe damage to the circuits, both the power supply and the circuit being powered can be avoided.

How big is the current limiting resistor of the energy storage power



Current Limiter circuit for Power Supply using ...

Current limiter circuit for Power Supply
When the amount of current required of from a power supply exceeds its maximum capacity, we need a Current ...

[Get a quote](#)

Power Supply Current Limiter Circuits

Introduction Current limiting is the protecting of sensitive device from large currents that can occur during either normal operation or due to faults. The simplest form of a current limiting device is ...

LiFePO₄

Wide temp: -20°C to 55°C

Easy to expand

Floor mount&wall mount

Intelligent BMS

Cycle Life:≥6000

Warranty :10 years



[Get a quote](#)



What is an energy storage current limiter? , NenPower

For example, in energy storage scenarios, a current limiter will regulate the charging and discharging rates, ensuring that energy storage ...

[Get a quote](#)

6 Methods for Limiting Inrush

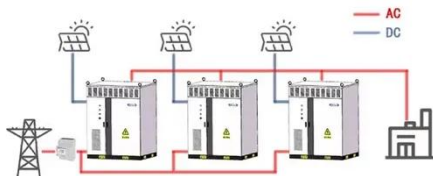
Current

For low-power consumption projects, using a series connection of a fixed value resistor and a thyristor to limit inrush current is an effective ...

[Get a quote](#)



WORKING PRINCIPLE



How its Works , a detailed and professional schematic of a

power supply configuration, utilizing a $1\mu\text{F}$ 400V capacitor (CBB22) in series with a $1\text{M}\Omega$ resistor for current limiting and voltage dropping. The AC voltage is rectified through a bridge rectifier, ...

[Get a quote](#)

power supply filtration and regulation Flashcards , Quizlet

Terms in this set (31) A current limiter sometimes, called a resistive filter, protects the power supply by restricting the amount of _ drawn to the load current resistors limit, or control, ...

[Get a quote](#)



How do current limiting resistors work between ICs?

Does the resistor have any effect if currents are lower than the current calculated for the given voltage level? Is



there any power dissipation (wasted energy) when a resistor is in ...

[Get a quote](#)

Current Limiting Resistors - Principles, Functionality and More

This guide provides a comprehensive overview of what current limiting resistors are, how they work, why we use them, how to select appropriate values, and examples of their key ...

[Get a quote](#)



Power Supply Current Limiting

Introduction Current limiting is the protecting of sensitive device from large currents that can occur during either normal operation or due to faults. The simplest form of a current limiting device is ...

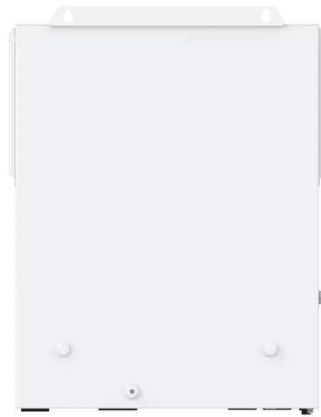
[Get a quote](#)

Current Limiter Resistor Calculator

By using this calculator, users can quickly determine the right resistor

value based on supply voltage, component voltage drop, and the maximum allowable current.

[Get a quote](#)



Current Limiter circuit for Power Supply using transistor & resistor

Current Limiter circuit for a Power Supply using a transistor and a resistor. If the load current exceeds its maximum, an over current protection is needed.

[Get a quote](#)

Current limiting

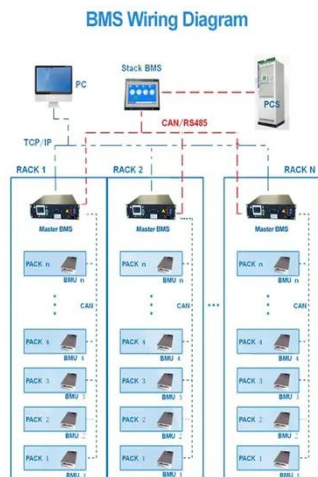
Foldback current limiting is most likely to be found in a switch-mode power supply when it is a component in a product that is independently certified to meet regional safety standards. [2] ...

[Get a quote](#)



Efficient Super-Capacitor Charging with TPS62740

The circuit uses a resistor at the output of the TPS62740 to limit the current into the storage capacitor as well as the



battery current drawn from the primary cell. The resistor will be ...

[Get a quote](#)

What is an energy storage current limiter? , NenPower

For example, in energy storage scenarios, a current limiter will regulate the charging and discharging rates, ensuring that energy storage devices like batteries operate ...



[Get a quote](#)



Current Limiter circuit for Power Supply using ...

Current Limiter circuit for a Power Supply using a transistor and a resistor. If the load current exceeds its maximum, an over current protection is needed.

[Get a quote](#)

G6QG White Paper

Figure 1: Miniaturization of PV inverter and control unit The G6QG is the industry's smallest*1 PCB power relay capable of large current control of

480VAC/55A. The G6QG achieves both ...

[Get a quote](#)



How to use resistors to adjust the power output?

Almost all resistor choices in power supply designs have different feature priorities and performance requirements, including resistors that can ...

[Get a quote](#)

Calculating current limiting resistor for high current circuits

While working on it, I encountered a problem in my understanding of a fundamental concept: the current limiting resistor. This is the first phase of my inverter; it runs on 12 volts ...

[Get a quote](#)



Current Limiting Resistors - Principles, Functionality ...

This guide provides a comprehensive overview of what current limiting

resistors are, how they work, why we use them, how to select ...

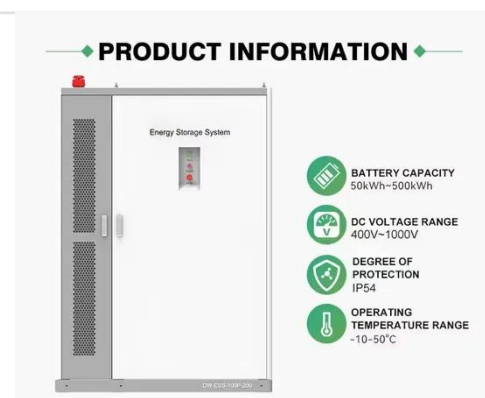
[Get a quote](#)



Power Supply Design Notes: Transformer-less power ...

For providing supply to low-power circuits, it is often useful to use a transformer-less power supply solution. This is another article of series about ...

[Get a quote](#)



Current Limiting Resistance Calculator

By entering the supply voltage, component voltage drop, and the maximum current allowed, users can quickly calculate the correct resistor value to prevent overcurrent issues.

[Get a quote](#)

Current limiting the output of a power supply. , Eng-Tips

The simplest solution is to place a resistor in series with the battery to limit charge current - size the resistor value

for the lowest voltage that the battery will go to. As the battery ...

[Get a quote](#)



ESS



Charging using a power supply without current limitation

1 - using a resistor (100W, 0.1?) in series should limit the current to below 35A with a 3V voltage difference between the power supply and batteries. This is the cheapest option, I ...

[Get a quote](#)

Circuit diagram, including the power supply, dump ...

Circuit diagram, including the power supply, dump resistors, shunt resistor, superconducting magnet, coil voltage measurement, coil current ...

[Get a quote](#)



Limiting current WITHOUT dropping voltage

I'm trying to limit a current of a 5V power supply to 100uA. I first thought of putting in a 50k resistor. That will never



allow above the threshold. ...

[Get a quote](#)

Power Supply Current Limiter Circuits

There are a number of circuits that can be used for constant current limiting for power supply protection, but one of the simplest circuits uses just three electronic components: two diodes ...

[Get a quote](#)

 **TAX FREE**



Product Model
HJ-ESS-215A(100KW/215KWh)
HJ-ESS-115A(50KW 115KWh)

Dimensions
1600*1280*2200mm
1600*1200*2000mm

Rated Battery Capacity
215KWH/115KWH

Battery Cooling Method
Air Cooled/Liquid Cooled

**ENERGY STORAGE SYSTEM**

Contact Us

For catalog requests, pricing, or partnerships, please visit:
<https://zenius.co.za>