

SolarMax Energy Systems

How to replace the mobile base station battery



Overview

Remove the back cover using a fingernail or similar tool. Align the gold contacts and insert the battery. Using the tab, lift the battery out by pulling straight up. Replace the battery cover. Here's how to insert / remove the battery for your Home Phone Base. How do you replace a battery in a base station?

To replace batteries in a SimpliSafe base station, rotate the base counterclockwise (CCW) to remove it, then remove the batteries and replace them while ensuring the (-) and (+) orientation. When disposing of NiMH batteries, they should be recycled.

How to remove a battery from a SimpliSafe base station?

To remove the battery from your SimpliSafe base station, first locate the battery compartment on the bottom of the base station.

How do you remove a NiMH battery from a base station?

Remove the power plug from the bottom of the base station to expose one screw. Remove the screw, rotate the base counterclockwise, and it will pull off. Remove the NiMH batteries and replace them while ensuring the correct (-) and (+) orientation. When disposing of NiMH batteries, they should be recycled.

How many batteries does the base station take?

The Base Station takes four (4) 1.2V, 1300mAh nickel-metal hydride (NiMH) rechargeable batteries. Regular alkaline batteries should never be inserted into the Base Station, as they may damage the device. Once you have acquired the necessary NiMH rechargeable batteries, you can follow the steps below to replace them:.

Where is the battery compartment on a SimpliSafe base station?

The battery compartment on a SimpliSafe base station can usually be found

on the bottom. This is where the magic happens when it comes to removing the battery.

How do I replace a NiMH rechargeable battery?

Once you have acquired the necessary NiMH rechargeable batteries, you can follow the steps below to replace them: NEVER insert regular alkaline batteries into the Base Station as they may damage the device. Plug your Base Station back into power. Was this helpful?

How to replace the mobile base station battery



How to Remove Battery from SimpliSafe Base Station

Learn the step-by-step process to safely remove the battery from your SimpliSafe Base Station. Ensure your security system stays functional and efficient.

[Get a quote](#)

How to Remove SimpliSafe Base Station Battery?

To remove the battery from the SimpliSafe base station, start by unplugging the power adapter. Then, press the latch at the top of the base station and lift the ...

[Get a quote](#)



How to Remove Battery from SimpliSafe Base Station

Learn the step-by-step process to safely remove the battery from your SimpliSafe Base Station. Ensure your security system stays functional ...

[Get a quote](#)

How to Change Battery of a

Portable Power Station? 7 Steps

So if you need some guidance for replacing the battery in your portable power station, keep reading! I'll cover each basic step in an easy-to-follow tutorial.

[Get a quote](#)



SimpliSafe Battery Guide: Battery Life and Replacement Tips

Aside from the SimpliSafe base station and SimpliCam, SimpliSafe components require a periodic replacement of their batteries. In this article, you will learn more about ...

[Get a quote](#)

6700mAh Battery Replacement for Ring Alarm Home ...

About this item Compatible with Alarm Home Base Station Voltage: 3.7V, Battery Type: Li-ion Capacity: 6700mAh, WH: 24.79Wh Certificated: CE, ...

[Get a quote](#)



Wireless Weather Station Battery Replacement Instructions

If you own a wireless weather station



made by TFA, you may eventually need to replace the batteries. This guide will provide you with simple and clear instructions on how to do this ...

[Get a quote](#)

Home Phone Base

Here's how to insert / remove the battery for your Home Phone Base. Ensure the device is powered off. Remove the back cover using a fingernail or similar tool. Align the gold contacts ...

[Get a quote](#)



SimpliSafe Battery Guide: Battery Life and ...

Except for the base station, which requires a rechargeable battery,* and the SimpliCam, which works only with a hardwired power supply, ...

[Get a quote](#)

How To Replace Base Station Batteries , SimpliSafe Support Home

You will likely never need to replace your Base Station's batteries as they are

rechargeable and meant to last. The Base Station takes four (4) 1.2V, 1300mAh nickel-metal hydride (NiMH) ...

[Get a quote](#)



Our Lifepo4 batteries can be connected in parallel and in series for larger capacity and voltage.



How to Replace Batteries in SimpliSafe® Devices


This will cause the device to check back in with the Base Station and should clear the low battery or offline warning. If those steps do not work, we recommend removing the camera or sensor ...

[Get a quote](#)

How to Remove Battery from Simplisafe Base Station

In conclusion, removing the battery from your SimpliSafe base station is a simple process that should take no more than 10 minutes to ...

[Get a quote](#)



How to Change SimpliSafe Battery? Your Complete Guide to ...

Here's a Quick TLDR If you need to change the battery in your SimpliSafe

114KWh ESS



ISO 9001 ISO 14001 PICC RoHS CE MSDS UN38.3 UK CA IEC

security system, start by disarming the system. Then, locate the base station and remove the battery compartment ...

[Get a quote](#)

How to Remove SimpliSafe Base Station Battery? (Step-by-Step ...

To remove the battery from the SimpliSafe base station, start by unplugging the power adapter. Then, press the latch at the top of the base station and lift the cover to access the battery ...

[Get a quote](#)

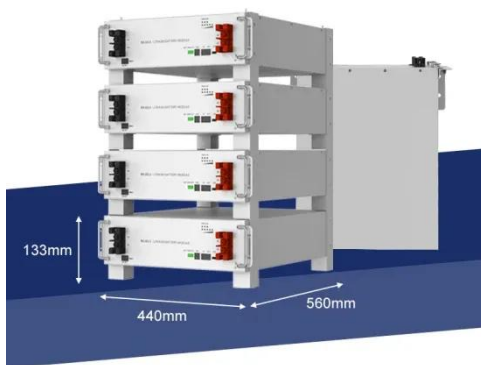
Lithium Solar Generator: \$150



SimpliSafe Battery Guide: Battery Life and ...

Aside from the SimpliSafe base station and SimpliCam, SimpliSafe components require a periodic replacement of their batteries. In this article, ...

[Get a quote](#)



?Changing batteries in base station , SimpliSafe Support Home

But if you ever need to replace your Base Station's batteries, you can find a step-by-step guide here. IMPORTANT: Please make sure that you use NiMH (nickel-metal hydride) ...

[Get a quote](#)



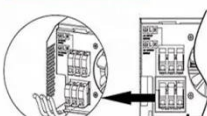
Parallel (Parallel operation up to 6 unit (only with battery connected))



AC input wires



AC output wires



How To Change Battery in Ring Alarm Base Station (2nd Gen)

Ring Alarm Base Station (2nd Gen)
<https://amzn.to/3X1jNCu> Battery Replacement SEB1N9-0000 5100mAh for Ring-Alarm Home Base Station 4HB1U9-0EN0 <https://amz>

[Get a quote](#)

How to Change Battery of a Portable Power Station?

So if you need some guidance for replacing the battery in your portable power station, keep reading! I'll cover each basic step in an easy-to ...

[Get a quote](#)



FAQ Videos

Yes, the Base Station is cellular so no phone lines are required. You simply set the Base Station on a flat surface like a desk, counter or table and plug in the



electric cord into an outlet that is ...

[Get a quote](#)

Can You Replace the Battery in a Portable Power Station?

Yes, you can replace the battery in most portable power stations--but there's a catch. Imagine being stranded during a blackout only to discover your power station's battery ...

[Get a quote](#)



How to Remove Battery from Simplisafe Base Station

In conclusion, removing the battery from your SimpliSafe base station is a simple process that should take no more than 10 minutes to complete. With these easy steps, you ...

[Get a quote](#)

How to install the mobile base station battery

Replacing the SIM Card in your Base Station Remove the power cable from the bottom of the Base Station. Unscrew

the security screw and rotate the battery compartment on the bottom of ...

[Get a quote](#)



Support any customization

Inkjet

Color label

LOGO



SimpliSafe battery life and replacement tips , Digital ...

With the exception of the base station and keyfob, the user does all battery replacements. Those two accessories require you to contact support to ...

[Get a quote](#)

Contact Us

For catalog requests, pricing, or partnerships, please visit:
<https://zenius.co.za>