

## SolarMax Energy Systems

# Shortwave base station power supply circuit



✓ LIQUID/AIR COOLING

✓ ON GRID/HYBRID


✓ PROTECTION IP54/IP55

✓ BATTERY /6000 CYCLES



## Shortwave base station power supply circuit

---



### Short Wave Radio Circuit

To minimize the pulling, a bipolar transistor and a FET connected in series are added to the RF stage of the circuit as shown in figure. It can be observed that the input is ...

[Get a quote](#)

### Short Wave Radio Circuit

Circuit Diagram Working Explanation A short-wave radio receiver is a device that allows you to listen to radio broadcasts from faraway places. Usually, you tune to a specific frequency, and ...

[Get a quote](#)



### Communications System Power Supply Designs

Unique solutions for DSL, VoIP and 3G Base Stations illustrate the wide range of power system architectures and the opportunities available for higher level integration.

[Get a quote](#)



## The Ultimate Guide to Building

## a Radio Receiver Circuit Diagram

The Importance of the Power Supply Circuit The power supply circuit is a crucial component in any radio receiver circuit diagram. It is responsible for providing the necessary electrical power

...

[Get a quote](#)



## Optimizing the power supply design for communication base stations

Comprehensively evaluate various factors and select the most suitable power system design scheme to ensure the stable and reliable operation of the base station.

[Get a quote](#)

## Shortwave Radio Receiver Circuit Schematic

By following these steps, the circuit maintains stable power delivery and clean audio output within a compact footprint, improving reliability and sound quality simultaneously.

[Get a quote](#)



## Jual 13.8V 30A DC Switching Power Supply Shortwave Base Station



Beli 13.8V 30A DC Switching Power Supply Shortwave Base Station Regulated Power Supply For Radios di HAYUNINGSAKTI\_AMBARA. Promo khusus pengguna baru di aplikasi Tokopedia!

[Get a quote](#)

## Simple Short-Wave Transmitter circuit diagram and instructions

Details of RF choke, inductor L1 and coupling RFC1 is used to block the carrier RF signal from transistor T2 and the power supply. The modulated RF is coupled to the antenna via capacitor ...

[Get a quote](#)



## Power Supply Solutions for Wireless Base Stations Applications

In particular, MORNSUN can provide specific power supply solutions for optical communication and 5G base stations applications. In particular, MORNSUN's VCB/VCF series of isolated 3 ...

[Get a quote](#)

## Simple Short-Wave Transmitter circuit diagram



## and ...

Details of RF choke, inductor L1 and coupling RFC1 is used to block the carrier RF signal from transistor T2 and the power supply. The modulated RF is ...

[Get a quote](#)



## PS30SWIV Switching Power supply for Ham shortwave radio base stations

6 days ago· 1:Power main switch. 5:DC output positive. 6:DC output negative. - Output current:30A (max). - Power:230V AC / 50Hz. Otherwise deal is final. Item Location. All

[Get a quote](#)

## Build A Surface-Mount Shortwave Radio

The circuit's block diagram is shown in Fig. 1. It consists of seven main sections: the tuning oscillator, the RF amplifier/mixer, the IF filter, the IF amplifier/detector, the audio preamplifier, ...

[Get a quote](#)



## Short\_Wave\_Manual\_4\_-\_Eddyst one

## ESS



The power supply consists of a 350-0-350 volt 120 m/A Transformer with a 4 volt winding for heating the receiving valves. There is also a 6 volt winding for the transmitter valve heater and ...

[Get a quote](#)

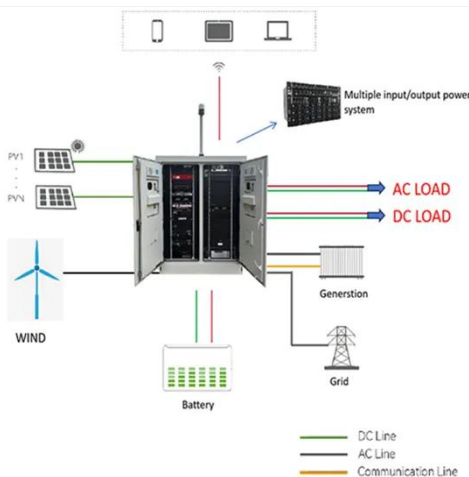
## Short Wave Radio Circuit

We will explore the various components of the circuit and how they work together to pick up radio signals and convert them into sound. So sit back, grab your ...

[Get a quote](#)



48V 100Ah



**Every circuit has been tested by a panel of amateur ...**

The RF transformer for coupling the RF and diode stages is a Wearite type "P" coil, for the next lower frequency range than the one in use in the aerial circuit, e.g., when using a PHF-4 in the ...

[Get a quote](#)

## BRING BACK THE NOSTALGIA WITH A TUBE ...


QRP AM Tube Shortwave Transmitter - Instruction Sheet Step 1: Grid tuning procedure It may be necessary to check



the tune from time to time of the Grid circuit. This is especially so if you ...

[Get a quote](#)

Solar



## Switching Mode Power Supply For Shortwave Base Station or

...

It is especially suitable for 13.8V power supply shortwave base station or vehicle platform. Its excellent performance is sold to European and American countries for use in various ...

[Get a quote](#)

## Short Wave Radio Circuit

We will explore the various components of the circuit and how they work together to pick up radio signals and convert them into sound. So sit back, grab your components, and get ready to

...

[Get a quote](#)



## BRING BACK THE NOSTALGIA WITH A TUBE ...

HT Power Supply: 300 Volts at 300 mA  
Band coverage: 6200 - 7400 kHz (Other

## Applications



bands are possible; for example 3800-5000 kHz) Modulation: Amplitude Modulation (AM) High Level ...

[Get a quote](#)

## Shortwave base station refinement communication power supply ...

Find many great new & used options and get the best deals for Shortwave base station refinement communication power supply 13.8V 30A PS30SWI. at the best online prices ...

[Get a quote](#)



## Contact Us

For catalog requests, pricing, or partnerships, please visit:  
<https://zenius.co.za>